

TEST REPORT

Report No.: MU200610001E

Page 1 of 11

Customer..... : ZHEJIANG HI SEA PLASTIC CO.,LTD.
Address..... : Shuangpu Village, East sub-district of Huangyan, Taizhou, Zhejiang, China
Sample name..... : FLOAT
Sample model..... : /
Quantity of Sample..... : 1pc
Other description..... : /

★The customer provides the above information ,to which the company assumes no responsibility for the authenticity.

Sample No..... : U200610001
Sample Received Date : Jun.10.2020
Completion Date..... : Jun.22.2020
Report Issue Date : Jul.02.2020

Test Information:

No.	Item(s)	Test Result
1	Cycling test	See Appendix 2
2	Water spray test	See Appendix 3
3	Salt spray test	See Appendix 4

Approved: Jacky

Suzhou Meixin Testing Technology Co., Ltd.

Verification Code: Ms01M

TEST REPORT

Report No.: MU200610001E

Page 2 of 11

Appendix 1

Sample Photos:



Figure 1. The photos of sample U200610001 before test (Before cutting)

TEST REPORT

Report No.: MU200610001E

Page 3 of 11

Appendix 2

Test Item: Cycling test**1. Environment Condition:**

Temperature: 23.8℃ ; Relative humidity: 48%R.H

2. Test Sample:

Sample No.	Sample name	Model	Quantity	Sample description
U200610001	FLOAT	/	1pc	Plastic buoy

3. Test Equipment:

No.	Name	Model	Calibration date
1	Programmable Temperature & Humidity Chamber	EXTH 1000L	May.27.2020
2	Digital caliper	0-200mm	Apr.15.2020
3	Electronic balance	FA214A	Feb.21.2020

4. Testing Standard:

GB/T 12000-2017 Plastics-Determination of the effects of exposure to damp heat, water spray and salt mist

5. Test Condition:

1. The sample dimension and weight shall be measured before and after test;
2. High temperature: Temperature: 55℃, humidity: 96%; Heating time: 3H; duration: 9H;
3. From high temperature to low temperature;
4. Low temperature: 25℃, humidity: 96%, cooling time: 3H, Duration: 9H;
5. The above is 1 cycle, and a total of 6 cycles were tested.

6. Test Result:

Sample No.	Test result
U200610001	After test, the appearance of the samples has no obvious change.

TEST REPORT

Report No.: MU200610001E

Page 4 of 11

Sample No.		Test result			
		Before test		After test	
		Dimension(mm)	Weight(g)	Dimension(mm)	Weight(g)
U200610001	1	52.0*52.8*4.3	10.234	52.2*52.6*3.9	10.237
	2	52.5*54.6*4.3	9.902	54.6*52.1*3.7	9.903
	3	53.7*42.2*4.3	12.061	53.4*53.3*4.5	12.063

7. Test Photos:




Figure 2. The photos of sample U200610001 before test (After cutting)



TEST REPORT

Report No.: MU200610001E

Page 5 of 11



Figure 3. The photos of sample U200610001 during test




Figure 4. The photo of sample U200610001 after test

TEST REPORT

Report No.: MU200610001E

Page 6 of 11

Appendix 3

Test Item: Water spray test**1. Environment Condition:**

Temperature: 23.8℃ ; Relative humidity: 48%R.H

2. Test Sample:

Sample No.	Sample name	Model	Quantity	Sample description
U200610001	FLOAT	/	1pc	Plastic buoy

3. Test Equipment:

No.	Name	Model	Calibration date
1	Water Condensate Chamber	OFZ-1000	Jul.10.2019
2	Digital caliper	0-200mm	Apr.15.2020
3	Electronic balance	FA214A	Feb.21.2020

4. Testing Standard:

GB/T 12000-2017 Plastics-Determination of the effects of exposure to damp heat, water spray and salt mist

5. Test Condition:

1. The sample dimension and weight shall be measured before and after test;
2. Test temperature: (40±2) °C ;
3. PH value: 6~7;
4. Duration: 96H.

6. Test Result:

Sample No.	Test result
U200610001	After test, the appearance of the samples has no obvious change.

TEST REPORT

Report No.: MU200610001E

Page 7 of 11

Sample No.		Test result			
		Before test		After test	
		Dimension(mm)	Weight(g)	Dimension(mm)	Weight(g)
U200610001	4	53.8×53.8×4.3	12.272	53.6*53.1*4.6	12.274
	5	54.0×53.5×4.3	10.064	54.0*53.3*3.7	10.065
	6	50.6×53.2×4.3	9.180	50.3*53.0*3.7	9.182

6. Test Photos:




Figure 5. The photos of sample U200610001 before test (After cutting)



Figure 6. The photos of sample U200610001 during test

TEST REPORT

Report No.: MU200610001E

Page 8 of 11




Figure 7. The photo of sample U200610001 after test

TEST REPORT

Report No.: MU200610001E

Page 9 of 11

Appendix 4

Test Item: Salt spray test

1. Environment Condition:

Temperature: 23.8℃ ; Relative humidity: 48%R.H

2. Test Sample:

Sample No.	Sample name	Model	Quantity	Sample description
U200610001	FLOAT	/	1pc	Plastic buoy

3. Test Equipment:

No.	Name	Model	Calibration date
1	Salt spray test chamber	SN-90	May.08.2020
2	Digital caliper	0-200mm	Apr.15.2020
3	Electronic balance	FA214A	Feb.21.2020

4. Testing Standard:

GB/T 12000-2017 Plastics-Determination of the effects of exposure to damp heat, water spray and salt mist

5. Test Condition:

1. The sample dimension and weight shall be measured before and after test;
2. Solution concentration: 5% sodium chloride;
3. Test temperature :(35±2) °C;
4. PH value: 6.5~7.2;
5. Average collection rate for a horizontal collecting area: 1.7ml/h;
6. Test time: 168H.

6. Test Result:

Sample No.	Test result
U200610001	After test, the appearance of the samples has no obvious change.

TEST REPORT

Report No.: MU200610001E

Page 10 of 11

Sample No.		Test result			
		Before test		After test	
		Dimension(mm)	Weight(g)	Dimension(mm)	Weight(g)
U200610001	7	53.4×54.9×4.3	10.805	53.2*54.8*3.9	10.807
	8	52.6×52.6×4.3	10.771	52.5*52.4*4.2	10.773
	9	52.5×54.8×4.3	11.454	52.1*54.8*4.3	11.457

7. Test Photos:



Figure 8. The photos of sample U200610001 during test




Figure 9. The photo of sample U200610001 after test

*** End of Report ***

Statement:

- This report is considered invalid without the Special Seal of the company and the Special Seal on the perforation.

TEST REPORT

Report No.: MU200610001E

Page 11 of 11

2. Without written approval of the company, this report can't be reproduced except in full.
3. The customer is responsible for the accuracy, authenticity and completeness of the sample(s) and information submitted by the customer, and the company assumes no responsibility for the accuracy, authenticity and completeness.
4. This report is only responsible for the result(s) of the sample(s) tested, and the result(s) only reflect the evaluation of the sample(s) tested.
5. The result(s) of this report are based on specific time, methods, and applicable standards for the description and testing of the sample(s). Testing under different environmental conditions or using different methods and standards may lead to different conclusions.
6. The result(s) in this report are used for the purpose of corporate internal product research and development, quality control, scientific research, teaching, etc.
7. If there is any objection to the result(s) of this report, it shall submit it in writing to the company within 15 days from the date of issue of the report. Overdue will automatically be deemed to acknowledge the result(s) of this report.